

Fig. 1  
Beta for  
kitchen

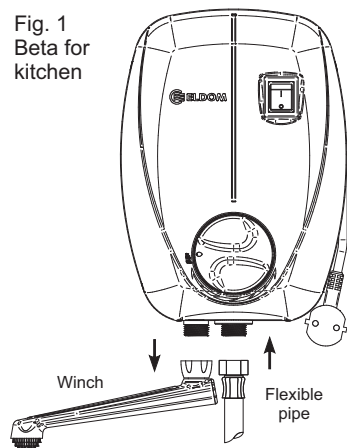


Fig. 2  
Beta for  
bathroom

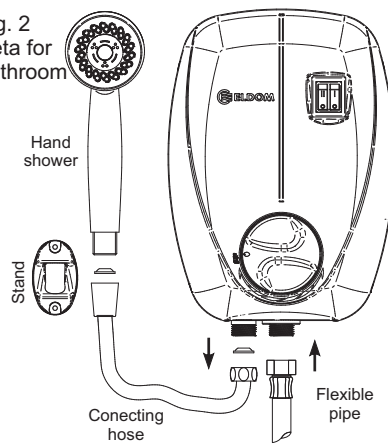
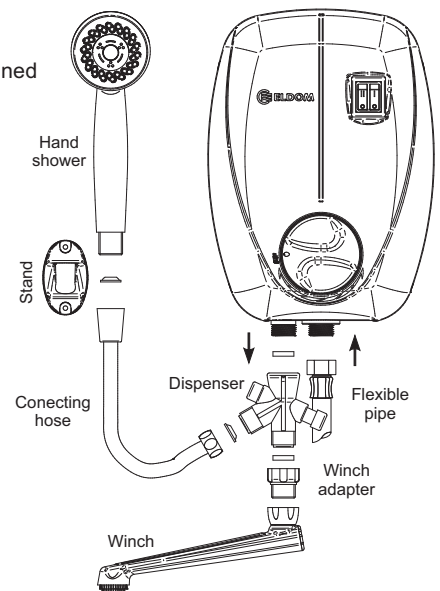


Fig. 3  
Beta  
combined



Parameters	Model	72485 Beta 4	72486 Beta 7	72486C Beta 7	72486B Beta 7
Purpose		For sink	For sink	Combined (for sink and with shower)	For bath-shower
Type of the appliance		With free drain off (with open output pipe)			
Rated pressure [MPa]		0			
Water pressure in the water supply grid [Mpa]		0,2-0,8			
Rated voltage [V]		230 V~			
Rated power [W]		3500		6500 (3500+3000)	
Temperature of the flowing water at rated power and inlet water temperature 12 °C		45 °C at 1 l/min		$t_{\max \text{ st.}}$ 68 °C at 1,6 l/min 50 °C at 2,4 l/min 36 °C at 3,8 l/min	$t_{\max \text{ st.}}$ 50 °C at 2,4 l/min 40 °C at 3,3 l/min 36 °C at 3,8 l/min
Overall dimensions [mm]		298x195x134			
Weight of the appliance without water [kg]		1,7	1,7	2,1	1,9
Energy efficiency class		A	A	A	A

$t_{\max \text{ st.}}$  – outflow water maximum temperature at which the thermostat does not switches off.

All parameters shown in the table are approximate.